



Coach – Viewing Qualifications/CRC on HCR 3.0 Spordle Account


Please print this information sheet for your reference

Hockey Canada Registry called HCR 3.0 Spordle - where coaches can review their qualifications.

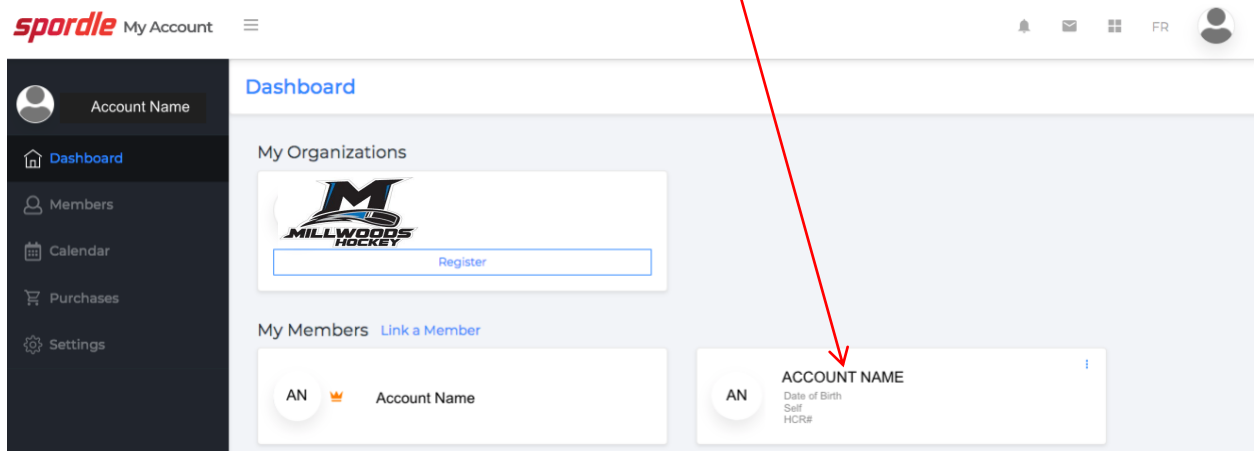
If you have not done so already, you will need to create an account for the new HCR 3.0 system and link your member profile. Instructions on how to do this can be found by reviewing this document: [Create a new HCR 3.0 Spordle Account & Link Self and Family Members.](#)

To View Qualifications and CRC (PIC)

1. Visit the [Hockey Canada Registry 3.0 Spordle](#) website and login to your HCR 3.0 Spordle Account.



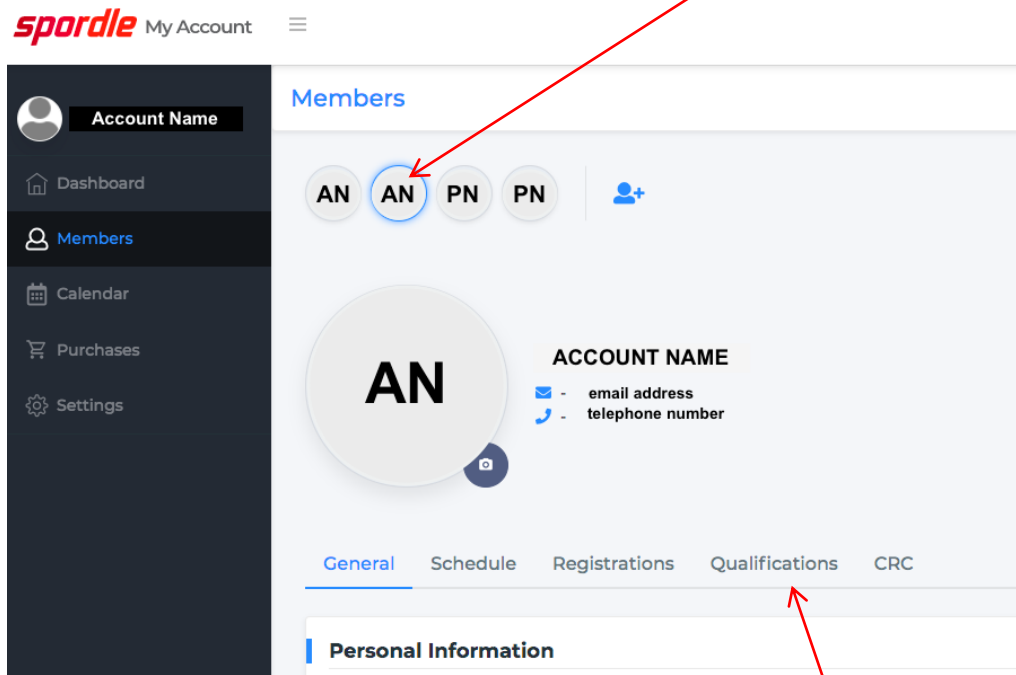
2. Your dashboard will appear showing your linked Members. **IMPORTANT:** As the account holder, you must see two profiles for yourself on this page – one with a “crown” as the account holder and one with your name, HCR ID, date of birth and the linked relationship “self”. If you do not have the second profile, you must link a member to connect your HCR ID to your account.



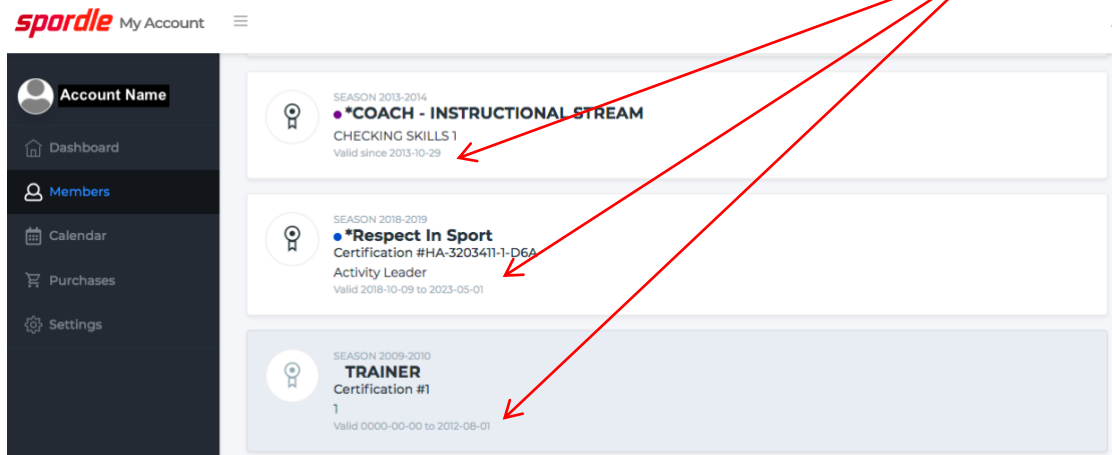


Coach – Viewing Qualifications/CRC on HCR 3.0 Spordle Account

- Click on “Members” on the left side panel. In the Members screen, click on the initials of Member you would like to look at. **IMPORTANT:** If this is your account and you are looking for your profile details, you will **click on the second set of your initials** (the first set is the account holder profile which lists limited information and will not have your qualifications).



- Click on “Qualifications” below member name to view all Coach Qualifications.
 - This will bring you a list of all Coach Qualifications including Respect in Sport-Activity Leader, Coach HU courses and Coach Certification Clinics/Instructional Stream Clinics. The qualifications in “white” background are valid and the ones in “blue” background are expired. Please note the validity period on the last line of each qualification.





Coach – Viewing Qualifications/CRC on HCR 3.0 Spordle Account

- Click on “CRC” below member name to view Criminal Record Check on the profile. This is also referred to as the Police Information Check.

The screenshot shows the 'spordle My Account' interface. On the left is a dark sidebar with navigation options: Account Name, Dashboard, Members, Calendar, Purchases, and Settings. The main content area is titled 'Members' and features a search bar with 'AN' selected. Below the search bar is a large profile card for 'ACCOUNT NAME' with a circular profile picture containing 'AN'. To the right of the profile picture are contact details: 'email address' and 'telephone number'. At the bottom of the profile card are tabs: 'General', 'Schedule', 'Registrations', 'Qualifications', and 'CRC'. A red arrow points from the 'CRC' tab to the 'Members' section.

- A VSC is a Vulnerable Sector Search which is required by MWhA. Please note the Expires On column .

The screenshot shows the 'spordle My Account' interface with the 'Criminal record check' tab selected. The page displays a search bar and a table with the following data:

Created by	Type	Validity date	Expires on	Status
On 2021-06-08 Last updated 2021-06-08	VSC	2018-06-21	2021-05-31	Completed

A red arrow points from the 'Expires on' column to the 'Completed' status.



Coach – Viewing Qualifications/CRC on HCR 3.0 Spordle Account

If your CRC has expired, please reach out the MWA Administrator at seeraadmin@shaw.ca for the link to complete a new application.

If you have any questions, please contact the MWA Administrator at seeraadmin@shaw.ca.